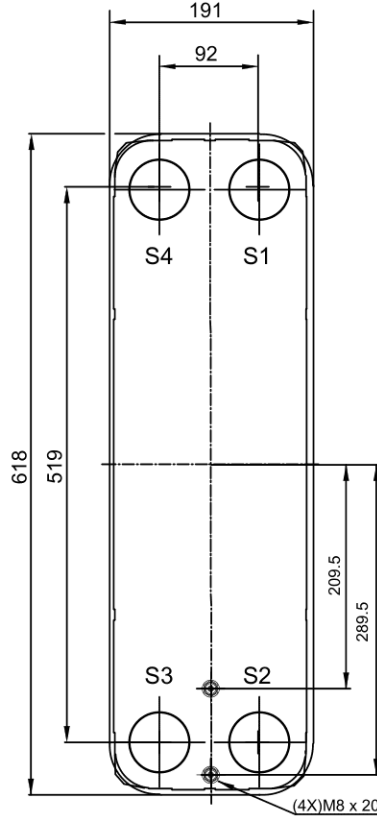
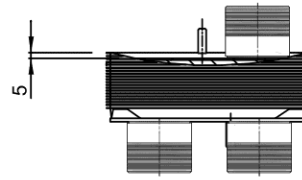
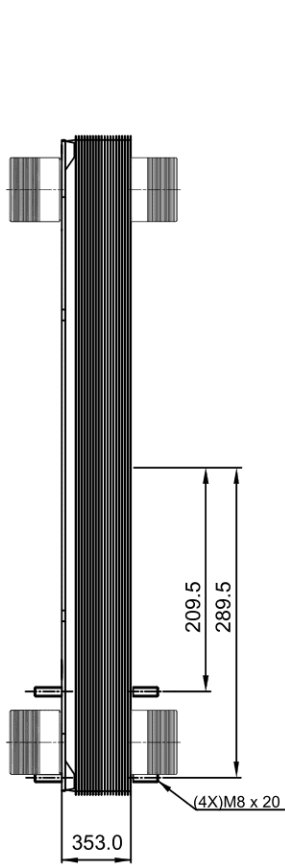
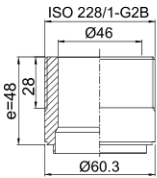


Note that all unique customer requirements (i.e tolerance) need to be verified thru Alfa Laval.

ISO 228/1-G
 B 23
 ALLOY 316
 S1,S2,S3,S4,T1,T2



HEATING SURFACE m²
 NETWEIGHT 65.7 kg
 OPERATING WEIGHT kg
 PLATE MATERIAL ALLOY 316
 PLATE GROUPING 1*59H/1*60H

T1 T2 T3 T4 locations on back side correspond to S1 S2 S3 S4 on front side

ALL DIMENSIONS IN MILLIMETERS

SIDE	MEDIA	INLET	TEMP.	OUTLET	TEMP.	FLOW RATE	PRESSURE DROP	LIQUID VOL.
1	Water	S1	°C	S2	°C	kg/h	kPa	15.0 dm ³
2	Water	S3	°C	S4	°C	kg/h	kPa	14.8 dm ³

PRESSURE VESSEL APPROVAL

PED

AlfaNova 76-120H (3287168608)

www.alfalaval.com

CUSTOMER NAME / REF. NO.

COMPANY / REF.

TOTAL LENGTH 444 mm
 TOTAL WIDTH 191 mm
 TOTAL HEIGHT 618 mm



6/1/2023
 REV 0