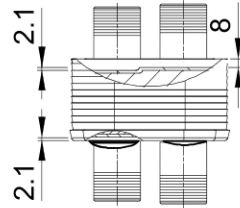
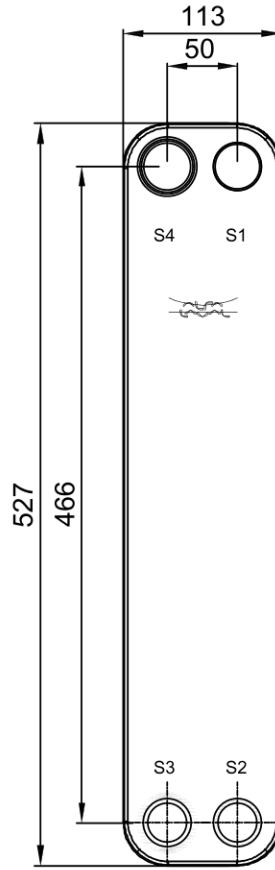
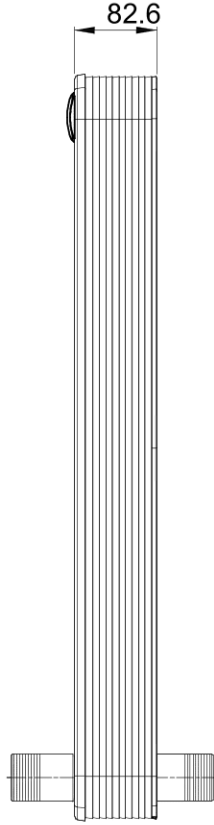
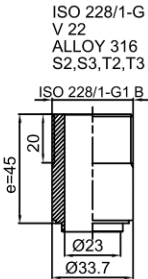


Note that all unique customer requirements (i.e tolerance) need to be verified thru Alfa Laval.



Frameplate is depressed 2.1 mm at connections S3 and S4 if holed.
Pressureplate is depressed 2.1 mm at connections T3 and T4 if holed.

T1 T2 T3 T4 locations on back side correspond to S1 S2 S3 S4 on front side

HEATING SURFACE m²
NETWEIGHT 7.9 kg
OPERATING WEIGHT kg
PLATE MATERIAL ALLOY 316
PLATE GROUPING 2*7H/1*7H+1*8H

ALL DIMENSIONS IN MILLIMETERS

SIDE	MEDIA	INLET	TEMP.	OUTLET	TEMP.	FLOW RATE	PRESSURE DROP	LIQUID VOL.
1	Water	S2	°C	T2	°C	kg/h	kPa	1.5 dm ³
2	Water	T3	°C	S3	°C	kg/h	kPa	1.4 dm ³

PRESSURE VESSEL APPROVAL

PED

CB60-30H (3287079665)

www.alfalaval.com

CUSTOMER NAME / REF. NO.

TOTAL LENGTH 165 mm
TOTAL WIDTH 113 mm
TOTAL HEIGHT 527 mm

COMPANY / REF.



6/4/2023
REV 0