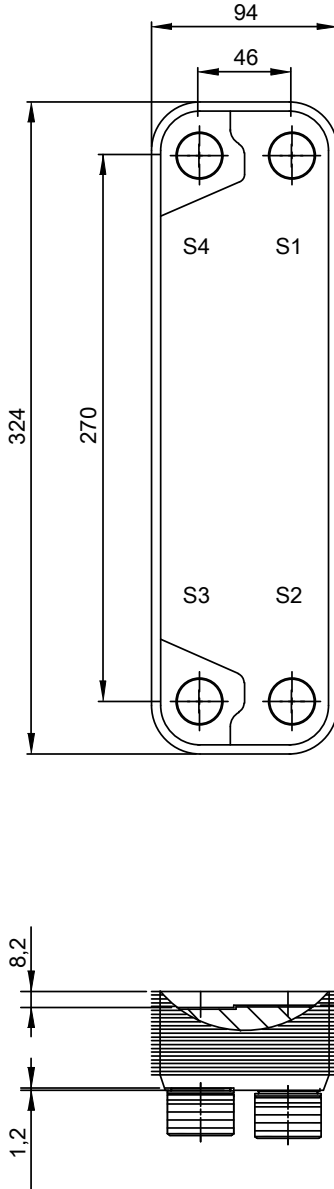

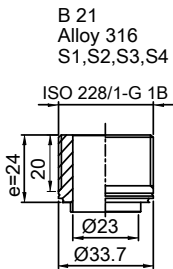


Note that all unique customer requirements (i.e tolerance) need to be verified thru Alfa Laval.



Frameplate is depressed 1.2 mm at connection S3/S4
Pressureplate is depressed 1.2 mm / even number of channel
plates at connections T3/T4 / uneven number of channel plates at
connections T1/T2.

T1 T2 T3 T4 locations on back side
correspond to S1 S2 S3 S4 on front side

HEATING SURFACE
NETWEIGHT 3.27 kg
OPERATING WEIGHT
PLATE MATERIAL Alloy 316
PLATE GROUPING 1*14H/1*15H

ALL DIMENSIONS IN MILLIMETERS

SIDE	MEDIA	INLET	TEMP.	OUTLET	TEMP.	FLOW RATE	PRESSURE DROP	LIQUID VOL.
1								0.39 dm ³
2								0.42 dm ³



PRESSURE VESSEL APPROVAL PED
CB20-30H (3287000015)

www.alfalaval.com

CUSTOMER NAME / REF. NO.	TOTAL LENGTH 77.0 mm TOTAL WIDTH 94.0 mm TOTAL HEIGHT 324.0 mm	
COMPANY / REF.		
		5/24/2021 REV 0