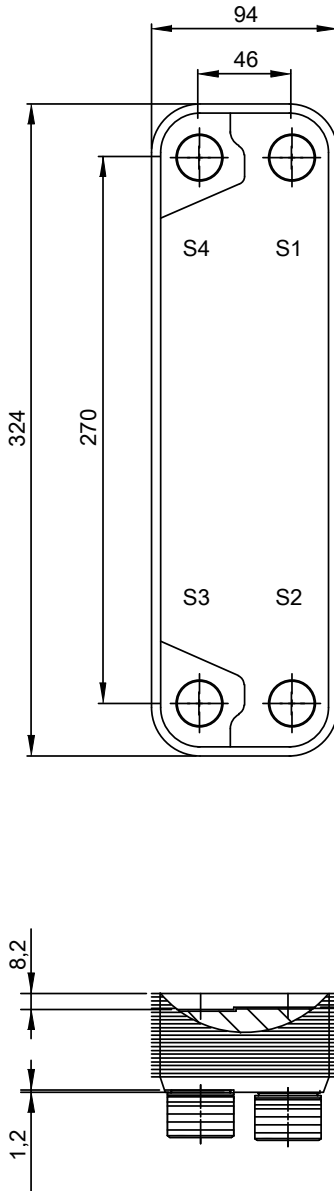

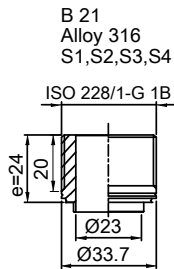


Note that all unique customer requirements (i.e tolerance) need to be verified thru Alfa Laval.



Frameplate is depressed 1.2 mm at connection S3/S4
 Pressureplate is depressed 1.2 mm / even number of channel
 plates at connections T3/T4 / uneven number of channel plates at
 connections T1/T2.

T1 T2 T3 T4 locations on back side
 correspond to S1 S2 S3 S4 on front side

HEATING SURFACE
 NETWEIGHT 2.79 kg
 OPERATING WEIGHT
 PLATE MATERIAL Alloy 316
 PLATE GROUPING 1*11H/1*12H

ALL DIMENSIONS IN MILLIMETERS

SIDE	MEDIA	INLET	TEMP.	OUTLET	TEMP.	FLOW RATE	PRESSURE DROP	LIQUID VOL.
1								0.31 dm ³
2								0.34 dm ³

PRESSURE VESSEL APPROVAL

PED

CB20-24H (3287000014)

www.alfalaval.com

CUSTOMER NAME / REF. NO.

TOTAL LENGTH 68.0 mm
 TOTAL WIDTH 94.0 mm
 TOTAL HEIGHT 324.0 mm

COMPANY / REF.

5/24/2021
 REV 0